

CATALOGUE



1 INTRODUCTION

2 FUEL DISPENSERS

Accessories

3 COMMERCIAL & FLEET FUEL PUMPS

4 INDUSTRIAL FUEL METERS

5 FUEL MANAGEMENT SYSTEM

6 ACCESSORIES FOR DELIVERY TRUCKS

7 FLUID & LUBRICANT EQUIPMENT

Air Operated Oil & Grease Pumps
Waste Oil Suction / Drainers
Hand Operated Oil & Grease Pumps
Break Fluid Bleeder

8 PROFESSIONAL CLEANING MACHINES

Hot Water High Pressure Cleaners
Cold Water High Pressure Cleaners
Commercial Carpet Cleaners
Wet & Dry Vacuum Cleaners
Foam Machines

9 COMPRESSED AIR TOOLS & TIRE INFLATION EQUIPMENT

Industrial Air Compressors
Inground Lifts
Wall mounted tire inflators
Handheld Tire Inflators
Chemical Spray Guns
Air Blow Guns
Air Filter

10 GAS STATION SERVICE ACCESSORIES

Windshield Service Container Cans
Trash / Winshield Service Container Can
Water Testing Paste for Petroleum Underground Tanks

11 SAFE BOXES

Deposit Safes
Fire Proof Safes

12 LPG TANKS

Above Ground Tanks
Under Ground Tanks

13 LASERWASH



1 INTRODUCTION

EQUIPT is a Petroleum Equipment Store established in 2006 by IPT GROUP in response to the Lebanese market demand for petroleum-related equipment and services.

EQUIPT business activity includes the import, export, distribution and sales of a large variety of internationally acclaimed machinery and accessory brands, including PDQ, Karcher, Lanfeng, Tokheim, Lustra, PCL, APAC, JUCAI, Antonio Merloni, OPW, Sab Tech and many others, to satisfy the needs of:

- Terminals and Oil storage tanks and reservoirs
- LPG filling stations
- Petrol stations
- Petrol transportation trucks
- Storage tanks, pumps, meters and others
- Factories, hotels, restaurants, hospitals, buildings and homes

EQUIPT is the sole distributor for most of those brands available in large quantities and in competitive prices at EQUIPT showroom in Amchit with an abundance of spare parts, accessories, mechanical and electronic devices. In addition, EQUIPT expert team offers a full range of services including design and layout consulting, installation, removal, repair and maintenance of equipment, etc... The team stands ready to answer your questions and is glad to prepare you quotations and fulfill your every need for expert advice and information before and after sales.



2 FUEL DISPENSERS



Lanfeng JDK



Lanfeng JDK

LANFENG JDK Series

TECHNICAL SPECIFICATIONS

- Gasoline / Diesel Products
- Standard speed flow rate: 40L/min.
- Electronic Unit
- 1HP Ex. Motor single phase 220V
- 7 Digits Electromechanical totalizer
- It could be equipped with or without printer
- Series 1111: One Product One Nozzle
- Series 2121: One Product Two Nozzles
- Series 2222: Two Product Two Nozzles
- Series I: Stainless Steel Side
- Series J: With Display of advertisement and stainless steel side
- Series G: With TV monitor and stainless steel side

All the relative spare parts are available



Lanfeng JDK

LANFENG JDK D Series

TECHNICAL SPECIFICATIONS

- Gasoline / Diesel Products
- Standard speed flow rate: 40L/min
- Electronic Unit
- 1HP Ex. Motor single phase 220V
- 7 Digits Electromechanical totalizer
- It could be equipped with or without printer
- Two Products Four Nozzles



Lanfeng High Flow

LANFENG High Flow Series

TECHNICAL SPECIFICATIONS

- Gasoline / Diesel Products
- Standard speed flow rate: 180-160-120 L/min
- Electronic Unit
- 1HP Ex. Motor single phase 220V
- 7 Digits Electromechanical totalizer
- It could be equipped with or without printer

All the relative spare parts are available



Lanfeng LPG

LANFENG LPG Series

TECHNICAL SPECIFICATIONS

- Standard speed flow rate: 13-65 L/min
- Nozzle Boot and Gas Nozzle
- Electronic Unit
- Pressure Gauge
- Returned Liquid Line and Nozzle
- Ball Valve and Safety Return Valve
- Ex junction Box



Tokheim Quantum

Tokheim Quantum Series

TECHNICAL SPECIFICATIONS

- Gasoline / Diesel Products
- Standard speed flow rate: 40L/min.
- Electronic Unit
- Ex. Motor single phase 220V
- Double-sided and Single-sided model

All the relative spare parts are available



Lanfeng Gear Pump ZCB-90

Lanfeng Gear Pump

TECHNICAL SPECIFICATIONS

Speed (RPM)	680-980
Flow rate (L/min)	45-90
Vacuum (Mpa)	≥0.06
Noise (dB)	≤72
Working pressure (Mpa)	0.18~0.3

Lanfeng Gear Pump (Tokheim Type)

TECHNICAL SPECIFICATIONS

Speed (RPM)	800-1100
Flow rate (L/min)	45-80
Vacuum (Mpa)	≥0.06
Noise (dB)	≤72
Working pressure (Mpa)	0.18~0.3



Lanfeng Gear Pump CP-2

Lanfeng Petroleum Submersible Pump

TECHNICAL SPECIFICATIONS

Rating pressure (MPa)	0.1
Max flow rate (L/min)	200, 240
Rotate speed (RPM)	2820
Voltage (V/Hz)	220, 50
Current (A)	9
Power (Kw/Hp)	1.1/1.5 1.3/1.8
Inlet (inch)	1.5
Outlet	2
Adjustable pressure (KPA)	21-207
Pressure range (KPA)	79-93
Working pressure (KPA)	>34

Lanfeng Vane Pump

TECHNICAL SPECIFICATIONS

Speed (RPM)	630
Flow rate (L/min)	45-65
Vacuum (Mpa)	≥0.05
Noise (dB)	≤72
Working pressure (Mpa)	0.16~0.25

All the relative spare parts are available



Submersible QYB-240



Vane Pump ZYB-50



Water Testing Paste for Petroleum Underground Tanks



Lanfeng RSJ-50

Fuel Dispenser Meter (Tatsuno Type)

TECHNICAL SPECIFICATIONS

Discharge rate / revolution (L)	0.5
Repeatable tolerance (%)	≤0.1
Accuracy (%)	+/-0.2
Flow rate range	~

Fuel Dispenser Flowmeter (Tokheim Type)

TECHNICAL SPECIFICATIONS

Discharge rate / revolution (L)	0.37
Repeatable tolerance (%)	≤0.15
Accuracy (%)	+/-0.3
Flow rate range (L)	20~220

All the relative spare parts are available



Lanfeng DTJ-3



Solenoid Valve



OPW Nozzles



Pulser



Nozzle Holder

Fuel Dispenser Meter (Benett Type)

TECHNICAL SPECIFICATIONS

Discharge rate / revolution (L)	0.5
Repeatable tolerance (%)	≤0.1
Accuracy (%)	+/-0.2
Flow rate range (L)	5~90




Lanfeng MJ-85



Keypad



EX-motor 1 HP



Motherboard




Swivels



Breakaway



LCD Screens



3 COMMERCIAL AND FLEET FUEL PUMPS

Blackmer TXD Series

Blackmer TXD 3

TECHNICAL SPECIFICATIONS

- Application: Bulk Delivery, Petroleum Trucks and Terminals
- Inlet/Outlet: 3 inch
- Flow rate: from 799L/min to 1022 L/min
- Pump speed (RPM): from 520 to 640
- Differential Pressure: 8.6 Bar
- Working Pressure: 12.1 Bar

Blackmer TXD 2.5

TECHNICAL SPECIFICATIONS

- Application: Bulk Delivery, Petroleum Trucks and Terminals
- Inlet/Outlet: 2.5 inch
- Flow rate: From 371 L/min to 594L/min
- Pump speed (RPM): From 520 to 780
- Differential Pressure: 8.6 Bar
- Working Pressure: 12.1 Bar

Blackmer TXD 2

TECHNICAL SPECIFICATIONS

- Application: Bulk Delivery, Petroleum Trucks and Terminals
- Inlet/Outlet: 2 inch
- Flow rate: From 220 L/min to 329 L/min
- Pump speed (RPM): From 520 to 780
- Differential Pressure: 8.6 Bar
- Working Pressure: 12.1 Bar



Blackmer TXD Series



Blackmer LGL

Blackmer LGL Series for LPG

Blackmer LGLD2

TECHNICAL SPECIFICATIONS

- ✦ Application: Bulk Plants, Truck Systems and Terminals
- ✦ Inlet/Outlet: 2 inch
- ✦ Flow rate: From 87 L/min to 216 L/min
- ✦ Pump speed (RPM): From 330 to 660
- ✦ Max Differential Pressure: 10.34 Bar
- ✦ Max Working Pressure: 24.13 Bar

Blackmer LGLD3

TECHNICAL SPECIFICATIONS

- ✦ Application: Bulk Plants, Truck Systems and Terminals
- ✦ Inlet/Outlet: 3 inch
- ✦ Flow rate: From 159 L/min to 424 L/min
- ✦ Pump speed (RPM): From 350 to 640
- ✦ Max Differential Pressure: 10.34 Bar
- ✦ Max Working Pressure: 24.13 Bar

Blackmer LGLH2

TECHNICAL SPECIFICATIONS

- ✦ Application: Truck Systems with Higher Differential Pressure
- ✦ Inlet/Outlet: 2 inch
- ✦ Flow rate: From 123 L/min to 231 L/min
- ✦ Pump speed (RPM): From 520 to 780
- ✦ Max Differential Pressure: 11.4 Bar
- ✦ Max Working Pressure: 26 Bar



Lanfeng YB

Lanfeng YB Series

Lanfeng YB50

TECHNICAL SPECIFICATIONS

- ✦ Application: Bulk Delivery, Petroleum Trucks and Terminals
- ✦ Inlet/Outlet: 2 Inch
- ✦ Flow rate: From 150 L/min to 300 L/min
- ✦ Pump speed (RPM) From 400 to 650

Lanfeng YB65

TECHNICAL SPECIFICATIONS

- ✦ Application: Bulk Delivery, Petroleum Trucks and Terminals
- ✦ Inlet/Outlet: 2.5 Inch
- ✦ Flow rate: From 310 L/min to 500 L/min
- ✦ Pump speed (RPM) From 400 to 650

Lanfeng YB80

TECHNICAL SPECIFICATIONS

- ✦ Application: Bulk Delivery, Petroleum Trucks and Terminals
- ✦ Inlet/Outlet: 3 Inch
- ✦ Flow rate: From 600 L/min to 1000 L/min
- ✦ Pump speed (RPM) From 400 to 650

All the relative spare parts are available

4 INDUSTRIAL FUEL METERS



Sponsler SP 2-CS-PHL-C4X

Sponsler Turbine Meter Series

Sponsler SP 2-CS-PHL-C4X

TECHNICAL SPECIFICATIONS

- Inlet/Outlet: 2 inch ANSI 150 Flanged
- Flow Range: 57 L/min to 851 L/min
- Temperature: (-267°C to 232°C)
- Repeatability: +/- 0.1%
- Linearity: +/- 0.5%
- Material of Construction : Stainless Steel 304
- Counter: Digital Totalizer and Rate Indicator
- Enclosure: Explosion Proof

Sponsler SP 3-CS-PHL-C4X

TECHNICAL SPECIFICATIONS

- Inlet/Outlet: 3 inch ANSI 150 Flanged
- Flow Range: 151 L/min to 2460 L/min
- Temperature: (-267°C to 232°C)
- Repeatability: +/- 0.1%
- Linearity: +/- 0.5%
- Material of Construction: Stainless Steel 304
- Counter: Digital Totalizer and Rate Indicator
- Enclosure: Explosion Proof

All the relative spare parts are available

Total Control System Rotary Series

TCS 700-20 LP (Liquefied Petroleum Gas)

TECHNICAL SPECIFICATIONS

- Application: Bulk Plants, Truck Delivery and Terminals
- Flange Connection: 2 Inch BSPT
- Linear Accuracy: +/- 0.15%
- Repeatability: 0.02% over full range
- Maximum Pressure: 24 Bar
- Temperature: - 40 to 50°C
- Flow rate: Up to 380 L/min
- Built in Veeder Root Mechanical Register
- Optional: Strainer, Vapor Eliminator, Hydraulic Preset Valve Assembly, Differential Pressure Valve Assembly, Spring Loaded Valve, Veeder Root Mechanical Printer, Electronic Registration, and Electronic Preset Valve

TCS 700-20 SP (Standard Petroleum)

TECHNICAL SPECIFICATIONS

- Application: Bulk Plants, Truck Delivery and Terminals
- Flange Connection: 2 Inch BSPT
- Linear Accuracy: +/- 0.15%
- Repeatability: 0.02% over full range
- Maximum Pressure: 10.5 Bar
- Temperature: - 40 to 71°C
- Flow rate: Up to 380 L/min
- Built in Veeder Root Mechanical Register
- Optional: Strainer, Air Eliminator, Hydraulic Preset Valve Assembly, Air Check Valve Assembly, Spring Loaded Valve, Veeder Root Mechanical Printer, Electronic Registration, Electronic Preset Valve, and Temperature Compensation

Total Control System Piston Series

TCS 682-15 LP (Liquefied Petroleum Gas)

TECHNICAL SPECIFICATIONS

- Application: Truck Delivery
- Flange Connection: 1.5 Inch NPT
- Linear Accuracy: +/- 0.1%
- Repeatability: 0.01% over 250:1 turndown
- Operating Pressure: 26 Bar
- Temperature: - 40 to 50°C
- Flow rate: From 0.76 L/min to 190 L/min
- Built in Veeder Root Mechanical Register
- Optional: Strainer, Vapor Eliminator, Hydraulic Preset Valve Assembly, Differential Pressure Valve Assembly, Spring Loaded Valve, Veeder Root Mechanical Printer, Electronic Registration, and Electronic Preset Valve

All the relative spare parts are available



TCS 700-20 LP



TSC 700-20 SP



TCS 682-15 LP

Lanfeng Flow Meters

TECHNICAL SPECIFICATIONS

- Application: Bulk Plant, Truck Delivery and Terminals
- Inlet/Outlet: 2 inch
- Flow rate: 50-500 L/ min
- Accuracy: +/- 0.2%
- Mechanical Register
- Optional: Mechanical Printer, Strainer and Air Eliminator
- Available in 2.5" and 3" size for higher Flow rates

All the relative spare parts are available



LF-50-1 PD



M-50 PD



5 FUEL MANAGEMENT SYSTEM



Fuel POS

Fuel POS

Tokheim Fuel POS

Fuel POS, Tokheim's industry-leading EPOS, helps you manage all aspects of your fuel and retail business. It combines an easy-to-use touchscreen interface with powerful management and analytical software tools. It allows you to connect seamlessly with all other systems on your service station including dispensers, indoor and outdoor payment, CCTV, tank level gauges, price pole-sign, back office and car wash. This level of integration makes life easier, helping to provide you and your staff with more time to better serve your customers.



Tank Gauging

Tank Gauging

OPW ATG Monitoring System

Provides complete tank monitoring and inventory management, which allows users to view data remotely from anywhere in the world. Communicates with industry-standard, third-party POS protocol and display format command. Integral 4-channel multi-drop I.S. module, Internal power supply works between 96-264 VAC, covering all global requirement.

All the relative spare parts are available

6 ACCESSORIES FOR DELIVERY TRUCKS



Manhole Cover



Breather Valve

Manhole Cover

Galvanized mild steel or light aluminium alloy manhole cover, with compensated manlid, suitable for all types of tanks for fuel transport. The manhole cover is fixed to the weld ring using 12 Bolts according to ADR standards.

Breather Valve

Aeration devices designed to satisfy ventilation requirement of liquid hydrocarbons and dangerous goods of class III (flammable liquid materials) compartments tanker. The 3 functions series, equipped with safety devices to excessive pressure, depression, and finally with grid break flame, is suitable for mounting on transportable tanks compliant to ADR standards.

All the relative spare parts are available



Product Indicator



Delivery Valve



Pneumatic
Emergency Valve



Hose Reels



Fuel Hose 1.5"



Fuel Hose 2.5"

Product Indicator

Select chosen product with a simply pulling and release operation, so the spring put in position the display. You can visualize 10 petrol products at maximum. Very effective especially with trucks built in several compartments.

Delivery Valve

Fidlock valves that meet ADR standards for petroleum delivery products, suitable for gravity unloading. Built in Aluminium with anodizing treatment.

The bottom valves are mounted on the lower part of the tank to ensure the passage between compartment and loading or unloading pipe. The control is pneumatic with balanced closing and the size of valve is 4" flanged type.

Hose Reels

ReelCraft Heavy Duty Large Frame Reels

Gear-drive rewind or chain and sprocket drive powered by A.C. or D.C. electric motor (Explosion Proof), compressed air motor or hydraulic motor. Inlet: 2" straight grooved fitting with 1½" female NPT straight swivel joint is standard. 1½" female NPT outlet. Other sizes and/or threads can be furnished upon special orders.

S & D Fuel Hose

Semperit TM30D – TM2

Delivery hoses for filling and discharging tanks, petrol tankers and ships with unleaded fuels (EN228:2012) with an aromatic content of components 50% max. Suitable for industrial oils, diesel oils (EN 590:2010), fuel oils (DIN 51 603 parts 1-5) and mineral oil-based hydraulic oils. Available in 1 ½" diameter for Delivery and 2 ½" for suction and delivery.

All the relative spare parts are available

7 FLUID & LUBRICANT EQUIPMENT



Air Operated Pump APAC 1789

Air Operated Grease Pump

TECHNICAL SPECIFICATIONS

- Compression ratio: 50:1
- Operating Pressure: 5-8 Bar
- Max Output: Pressure: 400 Bar
- Delivery Capacity: 800 gr/min
- Air Inlet connection: F ¼" BSP
- Grease Outlet Connection: M ¼" BSP
- Air Consumption: 120 L/min
- For drum capacity: 180-200 Kgs

Air Operated Oil Pump

TECHNICAL SPECIFICATIONS

- Compression ratio: 3:1
- Operating Pressure: 5-8 Bar
- Delivery Capacity: 12 L/min
- Air Inlet connection: F ¼" BSP
- Oil Outlet Connection: M ½" BSP
- Air Consumption: 100 L/min
- For drum capacity: 200-210 Lit

All the relative spare parts are available



Waste Oil Suction APAC 1839



Manual Grease Pump APAC 1798



Break Fluid Bleeder Flexbimec 3406

Waste Oil Suction Drainers

TECHNICAL SPECIFICATIONS

- Max. Vacuum (Bar): 0.8
- Suction Speed (L/min for Oils 70-80°C, Probe 6mm): 1.5-2
- Tank capacity (L): 80
- Max. Drain Capacity (L): 65
- Discharge pressure (Bar): 0.5
- Chamber capacity (L): 9
- Tray Capacity (L): 12

Waste Oil Suction Drainers

TECHNICAL SPECIFICATIONS

- Max. Vacuum (Bar): 0.8
- Suction Speed (L/min for Oils 70-80°C, Probe 6mm): 1.5-2
- Tank capacity (L): 24
- Max. Drain Capacity (L): 20
- Discharge pressure (Bar): 0.5
- Chamber capacity (L): 8

Hand Operated Oil Pump

TECHNICAL SPECIFICATIONS

- Flow rate (L/min): 8
- Delivery per stroke (L): 0.13
- Weight (Kg): 7.3

Manual Grease Pump

TECHNICAL SPECIFICATIONS

- Max Pressure (Bar): 250
- Stroke flow rate (gr): 8
- Connection: M ¼" BSP

Break Fluid Bleeder

TECHNICAL SPECIFICATIONS

Fluid container capacity: 9L

The standard version is equipped with two plastic cans for waste oil, two oil drain hoses for oil discharge and funnel. Valve calibrated at 2 bar max.

All the relative spare parts are available

8 PROFESSIONAL CLEANING MACHINES

HOT WATER HIGH PRESSURE CLEANER



Karcher-HDS 10/20

Karcher-HDS 10/20-4M *EU-I

TECHNICAL SPECIFICATIONS

Flow rate (L/hr)	500-1000
Operating pressure (Bar)	30-200
Max. Temperature (°C)	80-150
Supply voltage Ph/V/Hz	3 / 400 / 50
Power rating (Kw)	7.8
Detergent tank (L)	20+10
Fuel Tank (L)	25
Heating oil consumption, full load (kg/h)	6.4
High pressure hose (m)	10
Dimensions (LxWxHmm)	1330x750x1060

All the relative spare parts are available

HOT WATER HIGH PRESSURE CLEANER



Aydin Trafo

Aydin Trafo - AT-SC 200

TECHNICAL SPECIFICATIONS

Working pressure (Bar)	30-200
Flow rate (L/Min)	14
Water temperature (°C)	30-120
Motor power (HP)	7.5
Voltage / Phase	400/3
Pump Type	3 Cylinders with ceramic pistons
Detergent tank (L)	7
Fuel Type	Diesel oil
Fuel Consumption (L/Hr)	3-5
Fuel tank Capacity (L)	17

Karcher-HD 10/25-4S

TECHNICAL SPECIFICATIONS

Flow rate (L/hr)	500-1000
Operating pressure (Bar)	30-250
Max. inlet Temperature (°C)	60
Power rating (Kw)	9.2
Current type Ph / V / Hz	3 / 400 / 50
High pressure hose (m)	10
Dimensions (LxWxHmm)	560x500x1090

Karcher-HD 9/19M

TECHNICAL SPECIFICATIONS

Flow rate (L/hr)	450-890
Operating pressure (Bar)	40-185
Max. water inlet temperature (°C)	60
Power rating (Kw)	6.8
Supply Voltage Ph / V / Hz	3 / 400 / 50
High pressure hose (m)	10
Dimensions (LxWxHmm)	467x407x1010

COLD WATER HIGH PRESSURE CLEANER



Karcher-HD 9/19M



Karcher-HD 10/25-4S



Karcher-HD 20/15-4M Cage

Karcher-HD 20/15-4M Cage

TECHNICAL SPECIFICATIONS

Flow rate (L/Hr)	500-2000
Operating pressure (Bar)	150
Max. Water Inlet Temperature (°C)	60
Power rating (Kw)	11
Supply Voltage Ph / V / A / Hz	3 / 400 / 50
High-pressure hose (m)	10
Dimensions (LxWxHmm)	957x686x1080
Built in Soft starter for smooth running.	

All the relative spare parts are available



Interpump - TX-300

Interpump - TX-300

TECHNICAL SPECIFICATIONS

Flow rate (L/Min)	_____	14
Pressure (Bar)	_____	180
Power Rating (KW)	_____	5.5
Supply Voltage Ph / V / A / Hz	_____	3/400/50

COMMERCIAL CARPET CLEANER



Kärcher-Puzzi 10/1

Kärcher-Puzzi 10/1

TECHNICAL SPECIFICATIONS

Air Flow rate (L/s)	_____	54
Vaccum (Bar)	_____	220
Tank fresh / Dirt water (L)	_____	10/9
Power rating, pump (W)	_____	1250
Weight (Kg)	_____	10.7
Voltage (V) / Frequency (Hz)	_____	220-240 / 50-60
Dimensions (LxWxHmm)	_____	705x320x435

WET & DRY VACUUM CLEANER



Kärcher - NT 65/2

Kärcher - NT 65/2

TECHNICAL SPECIFICATIONS

Air flow rate (L/s)	_____	2x56
Vaccum (mBar)	_____	254
Suction hose (m)	_____	4
Length of cord access (m)	_____	10
Standard nominal size (mm)	_____	40
Container (L): 65	_____	65
Max. intake performance (W)	_____	2760
Voltage (V)	_____	220-240
Current (A)	_____	14
Frequency (Hz)	_____	50-60

All the relative spare parts are available

WET & DRY VACUUM CLEANER



Vacuum - A024-3/2

Chaobao A024 (3 motors)

TECHNICAL SPECIFICATIONS

Capacity (L)	60
Working voltage (V)	220-240
Power (W)	3000
Frequency (Hz)	50-60
Suction hose (m)	4
Hose Diameter (mm)	40
Power cord (m)	8

Chaobao A024 (2 motors)

TECHNICAL SPECIFICATIONS

Capacity (L)	60
Working voltage (V)	220-240
Power (W)	2000
Frequency (Hz)	50-60
Suction hose (m)	4
Hose Diameter (mm)	40
Power cord (m)	8



Stainless Steel
Foam Sprayer



Steel Foam Sprayer

Steel foam sprayer - F23380

Multifunton car wash tool foam machine for car wash 80L steel bucket with 18mm copper valve.

Stainless steel foam sprayer - F23381

Multifunton car wash tool foam machine for car wash 80L stainless steel bucket with 18mm copper valve.

All the relative spare parts are available



9 COMPRESSED AIR TOOLS & TIRE INFLATION EQUIPMENT

Jucaí 300

TECHNICAL SPECIFICATIONS

Motor (Kw/hp)	4/5.5
Exhaust volume (L/Min)	400
Exhaust pressure (Bar)	8
Cylinder (Diameter'piece)	80*2
Stroke (mm)	60
Rotage speed of air compressor (rpm)	630
Volume of gas storage tank (L)	300
Overall dimension (LxWxHmm)	1760x700x1190
Gross weight (Kg)	420

Jucaí 500

TECHNICAL SPECIFICATIONS

Motor (Kw/hp)	5.5/7.5
Exhaust volume (L/Min)	600
Exhaust pressure (Bar)	12
Cylinder (Diameter'piece)	100*3
Stroke (mm)	80
Rotage speed of air compressor (rpm)	630
Volume of gas storage tank (L)	500
Overall dimension (LxWxHmm)	1850x720x1380
Gross weight (Kg)	510

All the relative spare parts are available

INDUSTRIAL AIR COMPRESSORS



Jucaí 300/500

INGROUND LIFT



Semi-Hydraulic Lift

Semi-hydraulic lift-5 ton

TECHNICAL SPECIFICATIONS

- Producing chrome plated pistons
- Seals and spare parts availability
- Semi hydraulic type with air control valve
- Used for car washing applications
- Lifting capacity (Ton): 5
- Type: 1
- Working pressure (Bar): 10
- Weight KG: 800

WALL MOUNTED TIRE INFLATOR



PCL-A10S20T

PCL-A10S20T

TECHNICAL SPECIFICATIONS

- Highly Accurate, easy to use, reduced maintenance and Life cycle costs
- Accuracy: +/- %0.5 full scale reading
- Maximum Inflation Pressure: 10Bar
- Aluminum die-cast casing
- Resolution: 0.1Bar
- Functional Flexibility
- Auto-start inflation

HAND HELD TIRE INFLATORS



PCL-AFG4H03



PCL-AFG1H08

PCL-AFG4H03

- Maximun Inlet Pressure: 13.8Bar
- Reading accuracy: 0.1Bar
- Inflation flow: 500 L/min

PCL-AFG1H08

- Maximun Inlet Pressure: 15Bar
- Reading accuracy: 0.1Bar
- Inflation flow: 910 L/min

CHEMICAL SPRAY FOAM



AIR BLOW GUN



AIR FILTER



10 GAS STATION SERVICE ACCESSORIES

WINDSHIELD SERVICE CONTAINER CAN



Service Center DCI-750701

Just take a glance and you will know if service towels need to be refilled. The new single bucket with a see-through towel cover door lets you view when towel supply is low. The hinged-cover door equipped with snap-lock keeps towels protected. Easy-to-fill, removable water bucket holds a generous 2.5 gallons.

- Includes self-service/ full service reversible graphic
- Holds more than -2 400ply folded towels
- Size: (WxHxDcm) 93x37x24
- Weight: 5 Kg
- Available color: Black and Blue

All the relative spare parts are available

TRASH/WINDSHIELD SERVICE CONTAINER CAN



DCI-755424



DCI-755101

Island Center DCI-755101

Space-saving waste containers are perfect for locations with limited space. All Units are equipped with a standard size towel dispenser, removable 2 gallon water buckets, squeegee and waste container.

- Gallon Square Waste Container
- Size: (WxHxDcm) 76x47x47
- Available color: Black, Grey and Blue

Waste Container DCI-755424

Perfect for double-sided island, adds convenience by servicing both sides of the pump island with double sided windshield service centers, the perfect solution for high-traffic locations. All Units are equipped with two towel buckets, 2 gallon water buckets, 2 squeegees and an extra-large capacity waste container. Raised towel and water buckets allow easy access to squeegee and towel dispensers.

- Hexagon double-sided, 35 Gallon Capacity
- Space-saving hexagon shape
- Size: (WxHxDcm) 107x64x58
- Weight: 18.2Kg

Service Center DCI 758701

The all-new three-in-one unit is perfect for high-traffic areas. This unit can be used as a double-sided waste/windshield service center to serve both sides of the pump island. Or use the waste container as a stand-alone garbage container while the windshield service centers can easily mount to any pole or column.

- Made of high-density polyethylene; Won't rust.
- Bolting hardware or pole-mounting hardware included
- Size: (HxWxDcm) 86x86x41
- Weight: 17,2 kg



DCI-758701

Waste Container DCI-732104

These Units are durable and withstand the harshest conditions: They won't rust. They are designed for easy maintenance.

- 38 Gallons Square Waste Container
- Size: (HxWxDcm) 76x47x47
- Weight: 6.8Kg
- Available in black color



DCI-732104

All the relative spare parts are available



11 SAFE BOX

DEPOSIT SAFES



Ample-D-69CS-TB

Ample-D-69CS-TB

TECHNICAL SPECIFICATIONS

Dimension(HxWxDmm)	698x340x380
Steel thickness (mm)	
• Door	12
• Body	6
Color	
• Door	Light Grey
• Body	Dark Grey
Lock	Electronic
Unit weight (Kg)	72

All the relative spare parts are available



Ample-D-45CS-TB

Ample-D-45CS-TB

TECHNICAL SPECIFICATIONS

Dimensions (HxWxDmm)	450x340x380
Steel thickness (mm)	
• Door	12
• Body	6
Color	
• Door	Light grey
• Body	Dark grey
Lock	Electronic
Unit weight (Kg)	54

Ample FP 45

One hour fire resistant safe up to 1020°C

TECHNICAL SPECIFICATIONS

Dimensions (HxWxDmm)	435x365x400
Steel thickness (mm)	0.8+0.8
Color	Black
Lock	Electronic
Unit weight (Kg)	43

Ample FP 63

One hour fire resistant safe up to 1020°C

TECHNICAL SPECIFICATIONS

Dimensions (HxWxDmm)	632x531x508
Steel thickness (mm)	0.8+0.8
Color	Black
Lock	Electronic
Unit weight (Kg)	110

Ample FP 80

One hour fire resistant safe up to 1020°C

TECHNICAL SPECIFICATIONS

Dimensions (HxWxDmm)	792x531x508
Steel thickness (mm)	0.8+0.8
Color	Black
Lock	Electronic
Unit weight (Kg)	130



Ample FP45/63/80

All the relative spare parts are available

12 LPG TANKS



Above Ground



Under Ground

Above Ground

TECHNICAL SPECIFICATIONS

Capacity (L)	500	1000
Body Diameter (mm)	800	1000
Height (mm)	1498	1760
Weight (Kg)	147	260

Under Ground

TECHNICAL SPECIFICATIONS

Capacity (L)	500	1000
Body diameter (mm)	800	1000
Installation height (mm)	1670	2000
Ballast weight (Kg)	310	310
Total weight (Kg)	447	530

Cathodic protection kit (anode + electrode)

Thick layer of epoxy paint for a life cycle of 20 years


All the relative spare parts are available



13 LASER WASH 360 PLUS

CLEANING-WASHING-POLISHING-SURFACE PROTECTION-SPOT FREE RINSE-AIR DRYING

PDQ has always been recognized as the world-leading manufacturer of touchless car wash equipment with one of the most powerful names in the industry - LaserWash®. The newest LaserWash® in-bay automatic car wash 360 plus raises the standard for touchless car wash equipment. With Revenue Enhancement and Total Cost of Ownership improvements being the main focus, this vehicle wash system delivers the industry's best Return on Investment. Smart 360™ Technology enables the car wash system to be responsive to the dynamic conditions in the wash bay and allows it to “think for itself”, increasing up-time and optimizing the wash process.





- Open Bay Configuration
- Remote Monitoring and Configuration
- Exceptional Cleaning
- Low Maintenance Costs
- Energy-Efficient Design
- Low Water and Chemical Consumption
- Local Distributor Support
- 24/7 Technical Service Support
- Customer Friendly Virtual Treadle
- Aircraft grade anodized aluminum bridge and main rails-Now Standard
- Non-corrosive materials used-stainless and aluminum
- New stainless steel pump station design focused on improved functionality and low maintenance costs
- Ultimate cover package-Now Standard
- Welded manifolds replacing assemblies of fittings-reduces leak points



WEB-BASED LASERWASH 360 PLUS INTERFACE SOFTWARE

A modern, easy to use web browser interface to access all key operating functions and reports is standard on the LaserWash 360 Plus. You can change wash packages, view performance and trend reports and monitor all machine functions with any device that has a web browser without needing any special software. Secure connections can be done remotely through the Internet allowing flexibility and the reduced need to go to the site. Email messaging and other real-time connections keep you and your staff in touch with the operation anywhere and anytime.

SPECIFICATION

BUILDING REQUIREMENTS

Height	Wall mount	10'-6" Minimum (3.2m)
	Frame mount	10'-8" (3.28)
Width	Wall mount	13'-6" Minimum to 18'-0" Maximum (4.11 to 5.49)
	Frame mount	13'-6" Minimum (w/integrated dryer) (4.11m)
		14'-1" Minimum (w/integrated dryer) (4.28m)
Length	Wall mount	28'-4" (full length rails)** (8.64m)
	Frame mount	29'-7" (full length rails)** (9.02m)

UTILITY REQUIREMENTS

Air	1.5 SVFM @ 90psi (6.21 Bar)
Water	30 GPM (114LPM) @ 10psi (0.69 Bar)
Electrical	3-Phase, 50/60 Hz

ELECTRICAL REQUIREMENTS

Voltage (Amps)	208/230	380	460	575
Pump station (Amps)	90/85	60	40	30
Water heater (Amps)	28/25	25	208/230V - 28/25 Amps	208/230V - 33/30 Amps
Bridge (Amps)	20	20	208/230V - 20 Amps	208/230V - 20 Amps
Dryer power feed #1 (Amps)	44/41	15	21	17
Dryer power feed #2 (Amps)	44/41	15	21	17

Laser Glow Illumination Effect System

Every LaserWash® 360 Plus can benefit from our exclusive LaserGlow Illumination Effect System. The LaserGlow system will assist in guiding your customers through the vehicle entry and exit process and it will illuminate your bay, day or night, whether your vehicle wash is in use or not!

Not only will the LaserGlow System help improve your customer flow, it can also be configured to work for you 365/7/24 by illuminating your wash bay day and night whether there is a vehicle in your bay or not. The system can be programmed to display multiple color combinations of flashing patterns, or constant colored illumination that matches your brand image. A glow from your wash bay can be a highly effective marketing tool to draw more attention to your wash site encouraging consumers to take notice and keep your existing customers coming back again and again. Get your wash noticed 24 hours a day with the LaserGlow Illumination System.



OverGlow Hi-Gloss Application System

Turn your wash into a glowing success! Put the shine back into your profits with the all new OverGlow Hi-Gloss Application System by PDQ. Not only will your customer love their shiny vehicle, you will love the extra revenue.

Swing Air Synchronized Motion Drying System

The LaserWash 360 Plus also is available with PDQ's new SwingAir Synchronized Motion Drying System. This new system incorporates motion in the center two producers used to help push the water off of the vehicles top surface, allowing the two outside producers to focus on pushing the water off the sides of the vehicle. This synchronized drying system offers a superior dry that your customers will appreciate. The SwingAir is available on both the integrated and stand alone drying systems.

All the relative spare parts are available



Laser Glow



OverGlow



Swing Air Motion Drying

Equipt s.a.l.

Amchit Highway, Jbeil - Lebanon P.O.Box: 71 Jbeil

T: +961 9 624 111 F: +961 9 624 115

www.equipt.com.lb

A Member of IPT Group

